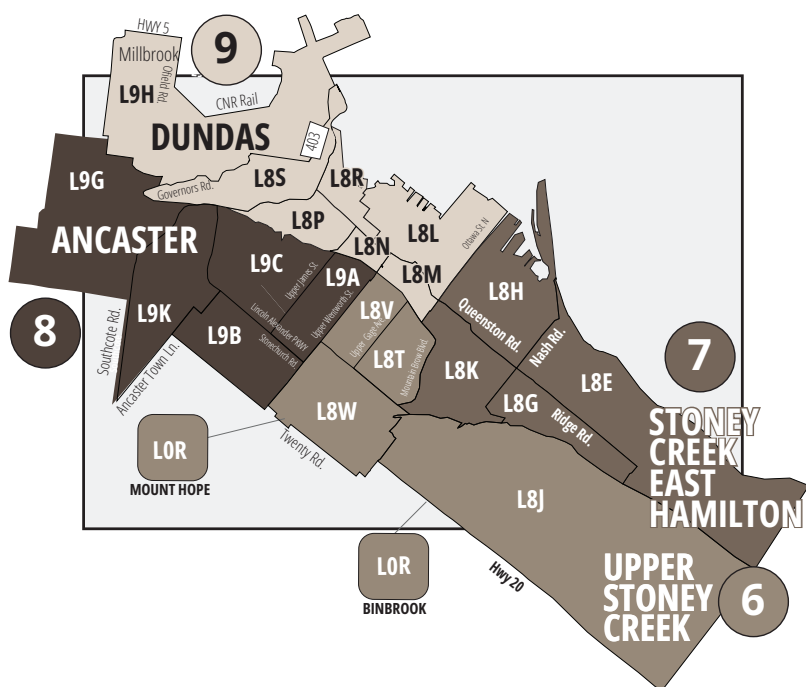


PETERBOROUGH MAILING SCHEDULE

ISSUE	IN-HOMES	ISSUE	IN-HOMES
1 MAR	Mar 10 - Mar 17	4 SEP	Sep 17 - Sep 24
2 MAY	Apr 30 - May 9	5 NOV	Nov 12 - Nov 19
3 JUL	Jul 9 - Jul 16		

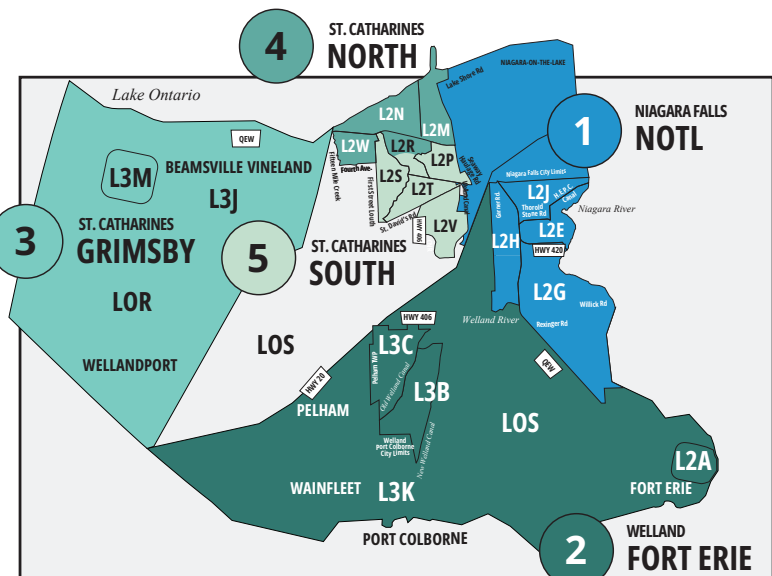
PETERBOROUGH 2 Zones 60,000

#	Zone Description	Homes
38	Peterborough	35,000
40	Lindsay	25,000



HAMILTON 4 Zones 160,000

#	Zone Description	Homes
6	Upper Stoney Creek	40,000
7	Stoney Creek, East Hamilton	40,000
8	Ancaster West Mountain	40,000
9	Hamilton West, Central and Dundas	40,000



NIAGARA 5 Zones 158,000

#	Zone Description	Homes
1	Niagara/NOTL	38,000
2	Fort Erie/Welland	45,000
3	St. Catharines, Grimsby	25,000
4	St. Catharines North	25,000
5	St. Catharines South	25,000

Money \$aver

ONTARIO | MAGAZINE DISTRIBUTION 2025

92% of Canadians READ Direct Mail*

88% of Canadians visit a store or go online after receiving a direct mail piece*

66% of Canadians KEEP MAIL they find useful*

*2018 Deal Nerd Coupon Study. Canada Post, Kantar, SMM Status update 2024.



- Reaching 1,703,500
- Covering 37 distribution zones
- Issued 12x per year



TO ADVERTISE:
1.866.993.0600 | DRMg.com

Money \$aver

ONTARIO | MAGAZINE DISTRIBUTION 2025

REACHING
1.7M
HOMES
PER ISSUE



TO ADVERTISE:
1.866.993.0600 | DRMg.com

Money Saver

ONTARIO | MAGAZINE DISTRIBUTION 2025

MAILING SCHEDULE

ISSUE	IN-HOMES
1 JAN	Jan 15 - Jan 22
2 FEB	Feb 12 - Feb 19
3 MAR	Mar 10 - Mar 17
4 APR	Apr 7 - Apr 14
5 MAY	Apr 30 - May 9
6 JUN	Jun 11 - Jun 18
7 JUL	Jul 9 - Jul 16
8 AUG	Aug 13 - Aug 20
9 SEP	Sep 17 - Sep 24
10 OCT	Oct 22 - Oct 29
11 NOV	Nov 12 - Nov 19
12 DEC	Dec 3 - Dec 10



PUBLICATION SPECS

FRONT COVER
6" w x 6.25" h

FULL COVER BAR
2.65" w x 2.8" h

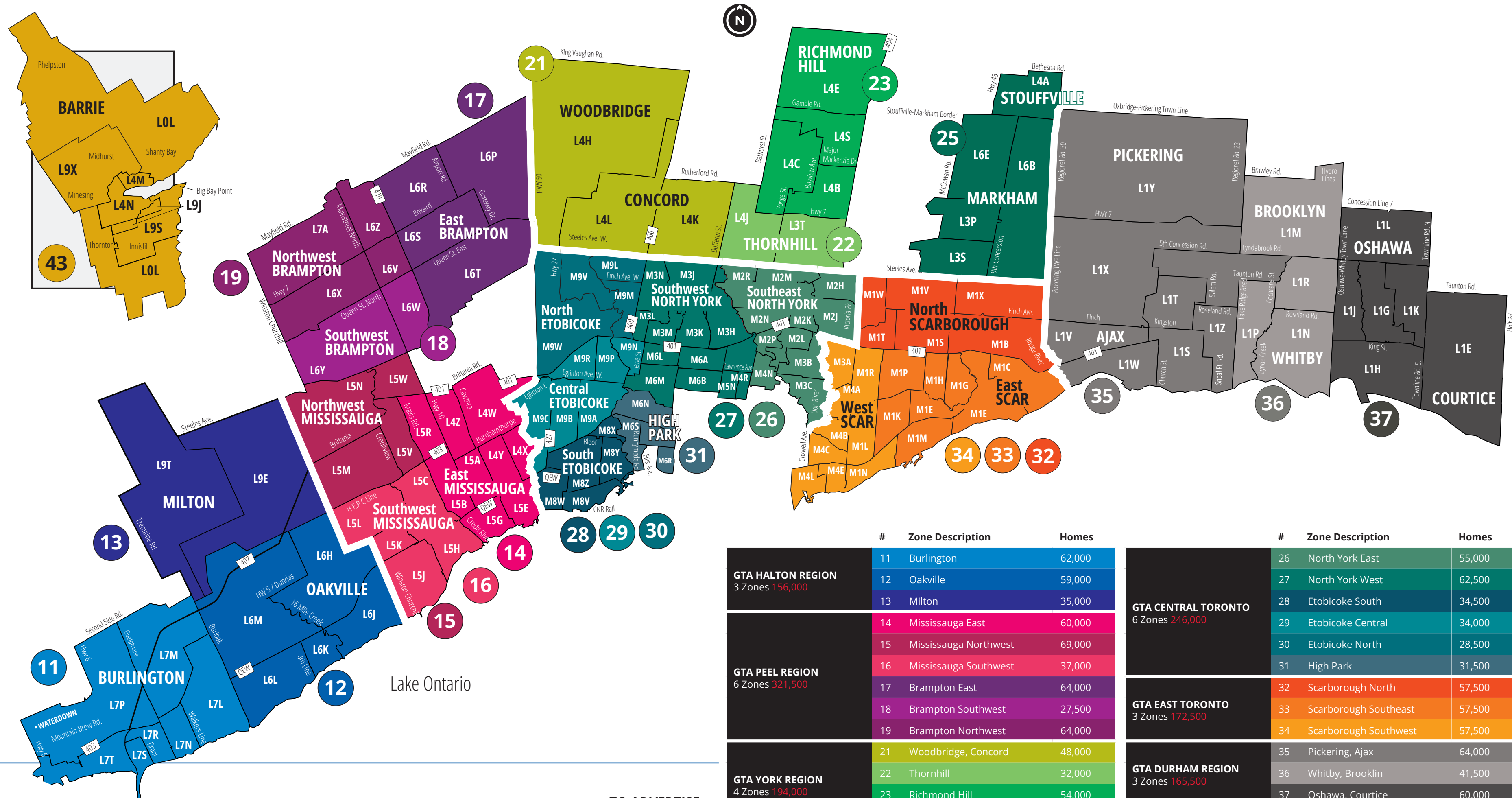
DOUBLE COVER BAR
5.5" w x 2.8" h

BACK COVER
6" w x 10.875" h

FULL PAGE
6" w x 10.875" h

HALF PAGE
5.5" w x 5.06" h

DOUBLE PAGE SPREAD
12" w x 10.875" h



#	Zone Description	Homes	#	Zone Description	Homes
11	Burlington	62,000	26	North York East	55,000
12	Oakville	59,000	27	North York West	62,500
13	Milton	35,000	28	Etobicoke South	34,500
14	Mississauga East	60,000	29	Etobicoke Central	34,000
15	Mississauga Northwest	69,000	30	Etobicoke North	28,500
16	Mississauga Southwest	37,000	31	High Park	31,500
17	Brampton East	64,000	32	Scarborough North	57,500
18	Brampton Southwest	27,500	33	Scarborough Southeast	57,500
19	Brampton Northwest	64,000	34	Scarborough Southwest	57,500
21	Woodbridge, Concord	48,000	35	Pickering, Ajax	64,000
22	Thornhill	32,000	36	Whitby, Brooklin	41,500
23	Richmond Hill	54,000	37	Oshawa, Courtice	60,000
25	Markham, Stouffville	60,000	43	Barrie (& Surrounding Area)	70,000

TO ADVERTISE:
1.866.993.0600 | DRMG.com